

TextChart 8

SPEED UP THE ANALYSIS AND VISUALISATION OF TEXT



T O V E K

Accelerating Your Mission.

TextChart 8 is the fastest way to extract, structure, visualise and store information held in free-text documents with a high level of accuracy.

TextChart is powerful, intuitive, user-controlled text extraction and visualisation software that overcomes the challenges associated with the assimilation of unstructured data. It quickly transforms text-based information into a structured graphical format, facilitating the production of understandable and valuable content for analysis purposes. Since *TextChart* visualisations are compatible with *Analyst's Notebook* and *iBase*, the resulting structured information is easily shared with other users and consumers of intelligence.

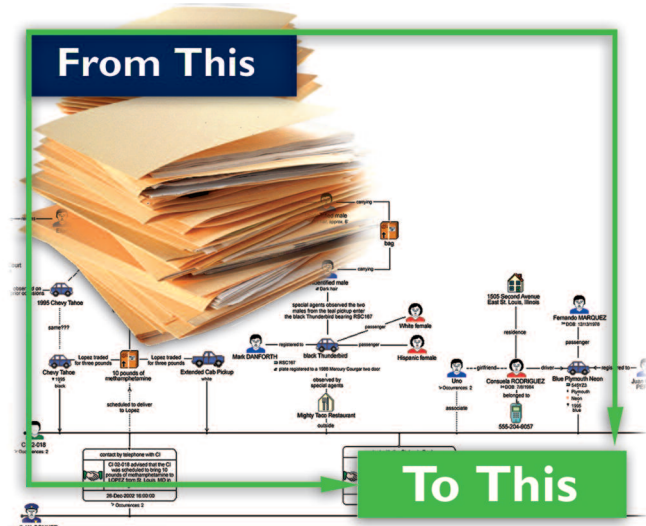
With *TextChart* you can highlight key information within text-based materials and extract, and visually represent those details in an easy-to-understand chart. *TextChart* allows you to discover and extract information from a variety of documents and present those findings as a consolidated view.

When paired with *iBase*, users are able to quickly and accurately populate database records while at the same time creating visualisations. The fast extraction of entities and relationships into *AnalysisReady Data™* drastically cuts the time to create and share intelligence across the organisation.

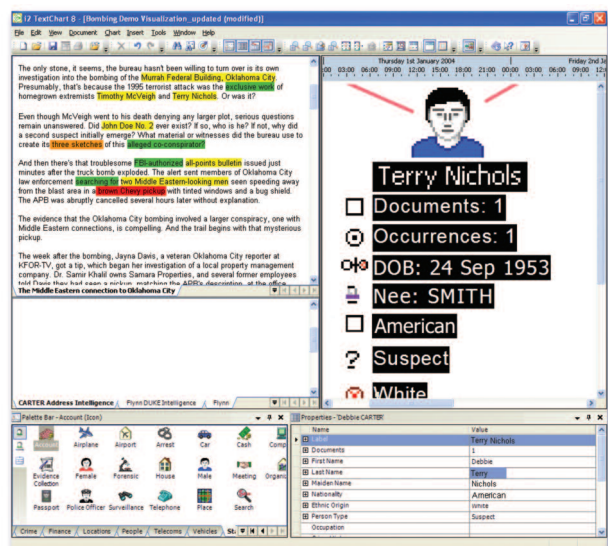
TextChart delivers immediate productivity gains by extracting intelligence from volumes of unstructured data enabling users to uncover relationships and patterns faster.

Extract data from multiple documents – faster and more accurately

- Prepare data for analysis faster using an intuitive process including drag and drop authoring
- Capture analysis-ready data quickly by extracting from original source documents with no need to convert formats e.g. text, HTML, PDF, Microsoft® Word, etc.
- Cut the time spent on repetitive searches for entities of interest with user-defined target lists that leverage powerful fuzzy search technologies



Create an easy-to-understand visual representation from a mass of written reports



Quickly discover relationships within multiple documents and identify missing or erroneous details

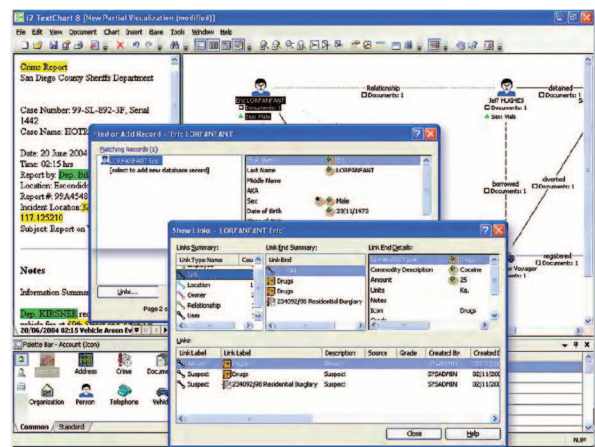
Increase user productivity by immediately turning unstructured data into analysis ready charts

- Quickly create i2 charts that are ready for analysis in *Analyst's Notebook* and *iBase*
- Accelerate the analytical process and reduce errors by populating searchable charts and databases without having to re-key information

Share intelligence products faster

- Quickly populate *iBase* databases with new information for sharing across the organisation
- Tap into unstructured information that would otherwise go unused and share across the investigating team, empowering informed decision making
- Link *TextChart* to other enterprise databases using the optional *TextChart SDK*

Transform text-based information into analysis ready data.



Powerful search tools save time and ensure you do not miss valuable information

TextChart 8 key capabilities

- Convert unstructured text into structured analysis ready data without having to re-key information
- Mark-up and extract information from source documents in popular file formats (Plain Text, Rich Text, HTML, PDF, Microsoft® Word, Excel, WordPerfect® and OpenOffice/StarOffice)
- Discover hidden connections between multiple source documents, ensuring valuable information is not overlooked
- Search for specific text or identical and similar entities within your documents using synonym, sounds-like and spelled-like capabilities
- Create charts and update database records from a single intuitive workspace with options and design templates suited to your analysis
- Use as a standalone or in conjunction with other parts of the i2 Intelligence-Led Operations Platform to add text extraction to the comprehensive analytical capabilities offered by i2 products

For more information see:
www.tovek.com



Accelerating Your Mission.

www.i2group.com

i2, the i2 logo, COPLINK and Analyst's Notebook are registered trademarks of i2 Limited. Copyright © i2 Limited 2010. All rights reserved.



www.tovek.com

Chrudimska 1418/2
Prague 3, 130 00
Czech Republic
Tel: +420 222 728 129
Fax: +420 222 728 103
Email: info@tovek.com